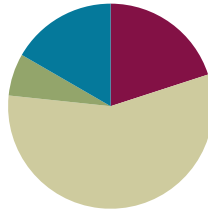


## Lesson 4

**Objective:** Interpret and represent patterns when multiplying by 10, 100, and 1,000 in arrays and numerically.

### Suggested Lesson Structure

■ Fluency Practice	(12 minutes)
■ Application Problem	(4 minutes)
■ Concept Development	(34 minutes)
■ Student Debrief	(10 minutes)
<b>Total Time</b>	<b>(60 minutes)</b>



### Fluency Practice (12 minutes)

- Rename the Unit **4.NBT.1** (3 minutes)
- Group Count by Multiples of 10 and 100 **4.NBT.1** (5 minutes)
- Find the Area and Perimeter **4.MD.3** (4 minutes)

### Rename the Unit (3 minutes)

Materials: (S) Personal white board

Note: Renaming units helps prepare students for the next fluency activity and for this lesson's content.

Repeat the process from Lesson 2 using the following suggested sequence: 8 tens, 9 tens, 11 tens, 14 tens, 14 hundreds, 14 thousands, 18 tens, 28 tens, 28 hundreds, and 28 thousands.

### Group Count by Multiples of 10 and 100 (5 minutes)

Note: Changing units helps prepare students to recognize patterns of place value in multiplication.

- T: Count by threes to 30.  
 S: 3, 6, 9, 12, 15, 18, 21, 24, 27, 30.  
 T: Now, count by 3 tens. When I raise my hand, stop counting.  
 S: 3 tens, 6 tens, 9 tens.  
 T: (Raise hand.) Say the number.  
 S: 90.

- T: Continue.  
 S: 12 tens, 15 tens.  
 T: (Raise hand.) Say the number.  
 S: 150.

Repeat the process for 21 tens, 27 tens, and 30 tens.

Repeat the process, counting by 4 hundreds, stopping to convert at 12 hundreds, 20 hundreds, 32 hundreds, and 40 hundreds.

Repeat the process, counting by 6 hundreds, stopping to convert at 18 hundreds, 30 hundreds, 48 hundreds, and 60 hundreds.

### Find the Area and Perimeter (4 minutes)

Materials: (S) Personal white board

Note: This activity reviews content from Lessons 1 and 2.

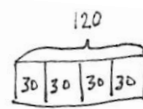
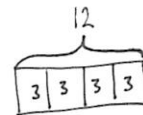
Repeat the process from Lesson 2 for the following possible suggestions:

- Rectangles with dimensions of 9 cm  $\times$  2 cm, 7 cm  $\times$  5 cm, and 3 cm  $\times$  8 cm.
- Squares with lengths of 7 cm and 8 m.
- Rectangles with the following properties: area of 10 square cm, length 2 cm, and width  $x$ ; area of 35 square cm, length 5 cm, and width  $x$ ; and area of 54 square m, width of 6 m, and length  $x$ .

### Application Problem (4 minutes)

Samantha received an allowance of \$3 every week. By babysitting, she earned an additional \$30 every week. How much money did Samantha have in four weeks, combining her allowance and her babysitting?

Note: The multiplication of two-digit multiples of 10 by single-digit numbers is a Grade 3 standard (**3.NBT.3**). The second step of this problem relates to today's Concept Development. Students may solve it one way here and may find a simplifying strategy to solve after the lesson has been completed.



$$3 \times 4 = 12$$

$$30 \times 4 = 120$$

$$120 + 12 = 132$$

Samantha has \$132 after 4 weeks.

**Concept Development (34 minutes)**

Materials: (T) Thousands place value chart (Template)  
 (S) Personal white board, thousands place value chart (Template)

**Problem 1: Draw place value disks to represent products when multiplying by a one-digit number.**

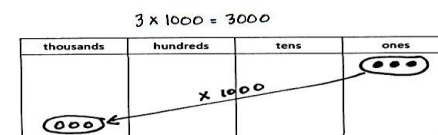
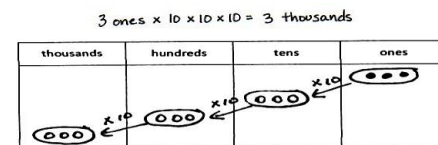
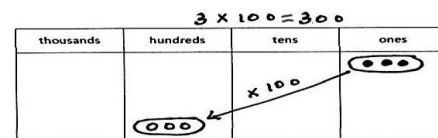
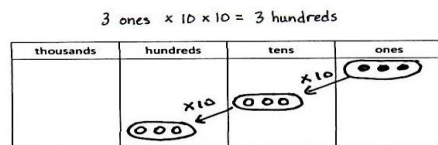
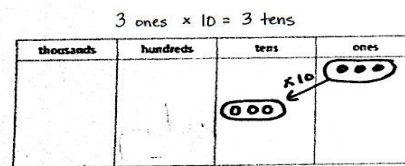
- T: (Draw 3 ones on the place value chart.) How many do you see?  
 S: 3 ones.  
 T: How many groups of 3 ones do you see?  
 S: Just 1.  
 T: (Write  $3 \text{ ones} \times 1$ .) Suppose I wanted to multiply 3 ones by ten instead. (Underneath, write  $3 \text{ ones} \times 10$ .) How would I do that?  
 S: We can just move each disk over to the tens place and get 3 tens.  
 T: (Draw an arrow indicating that the disks shift one place to the left, label it  $\times 10$  and write  $3 \text{ ones} \times 10 = 3 \text{ tens}$ .) What if I wanted to multiply that by 10?  
 S: Do the same thing. Move them one more place into the hundreds and get 3 hundreds.  
 T: (Repeat the procedure on the place value chart, but now write  $3 \text{ ones} \times 10 \times 10 = 3 \text{ hundreds}$ .) Look at my equation. I started with 3 ones. What did I multiply 3 ones by to get 3 hundreds? Turn and talk.  
 S: We multiplied by 10 and then multiplied by 10 again.  $\rightarrow$  We multiplied by  $10 \times 10$ , but that's really 100.  $\rightarrow$  I can group the  $10 \times 10$ , so this is really  $3 \times (10 \times 10)$ . That's just  $3 \times 100$ .  
 T: Work with your partner. How can you solve  $3 \times 1,000$ ?  
 S: I showed 3 times 1,000 by showing  $3 \text{ ones} \times 10$  to get 3 tens. Then, I did times 10 again to get 3 hundreds and times 10 again to show 3 thousands.  $\rightarrow$  I drew an arrow representing *times 1,000* from 3 ones to the thousands column.  
 T: What is  $3 \times 10 \times 10 \times 10$  or  $3 \times 1,000$ ?  
 S: 3,000.

Repeat with  $4 \times 10$ ,  $4 \times 100$ , and  $4 \times 1,000$ .



**NOTES ON MULTIPLE MEANS OF REPRESENTATION:**

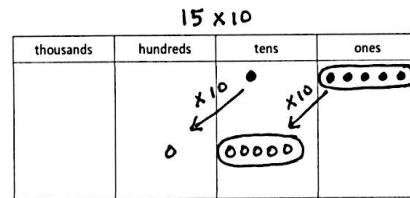
Noting patterns of ten in the place value chart is familiar to students after Modules 1 and 2. However, there may be a need to adjust the display of information by using base ten blocks to convey the magnification of the size or amount, by writing numerals instead of disks, or by writing 10 inside of each ten disk.



**Problem 2: Draw place value disks to represent products when multiplying by a two-digit number.**

Display  $15 \times 10$  on the board.

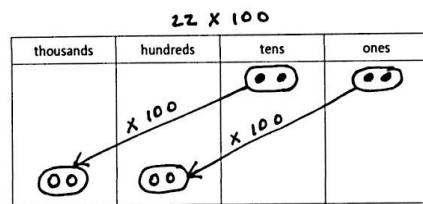
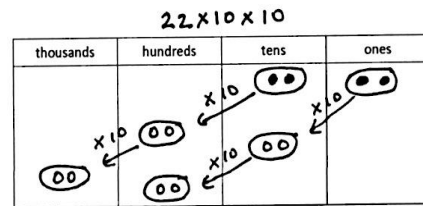
- T: Draw place value disks to represent 15, and then show  $15 \times 10$ . Explain what you did.
- S: I drew an arrow to the next column.  $\rightarrow$  I drew an arrow to show *times 10* for the 1 ten and also for the 5 ones.
- T: Right. We need to show *times 10* for each of our units.
- T: What is 1 ten  $\times 10$ ?
- S: 1 hundred.
- T: What is 5 ones  $\times 10$ ?
- S: 5 tens.
- T:  $15 \times 10$  equals?
- S: 150.



Display  $22 \times 100$  on the board.

**MP.4**

- T: With your partner, represent  $22 \times 100$  using place value disks. What did you draw?
- S: I drew 2 tens and 2 ones and showed times 10. Then, I did times 10 again.  $\rightarrow$  I drew 2 tens and 2 ones and showed times 100 by moving two place values to the left.
- T: How can we express your solution strategies as multiplication sentences?
- S:  $22 \times 10 \times 10. \rightarrow 22 \times 100.$
- T: What is  $22 \times 100$ ?
- S: 2,200.



**Problem 3: Decomposing multiples of 10 before multiplying.**

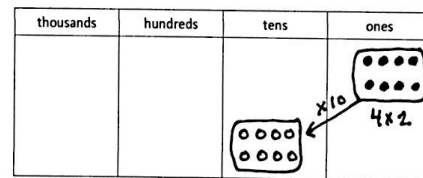
Display  $4 \times 20$  on the board.

- T: Just like  $3 \times 100$  can be expressed as  $3 \times 10 \times 10$ , there are different ways to show  $4 \times 20$  to help us multiply. What is another way that I could express  $4 \times 20$ ?
- S:  $4 \times 2$  tens.  $\rightarrow 4 \times 2 \times 10. \rightarrow 8 \times 10.$
- T: Discuss with your partner which of these methods would be most helpful to you to solve  $4 \times 20$ .

Allow one minute to discuss.

- S:  $4 \times 2$  tens is the most helpful for me, because I know  $4 \times 2. \rightarrow 4 \times 2 \times 10$  is the most helpful because it is similar to  $4 \times 2$  tens. I can do  $4 \times 2$  first, which I know is 8. Then, I can do 8 times 10, which I know is 80.
- T: When multiplying with multiples of 10, you can decompose a factor to help you solve. In this example, we expressed  $4 \times 20$  as  $(4 \times 2) \times 10$ .

Display  $6 \times 400$  on the board.



T: With your partner, solve  $6 \times 400$ . Use a simplifying strategy so that you are multiplying by 10, 100, or 1,000.

Allow one minute to work. Have students share their decomposition and simplifying strategies.

- S:  $6 \times 4$  hundreds.  $\rightarrow (6 \times 4) \times 100. \rightarrow 24 \times 100.$
- T: Using the expression of your choice, solve for  $6 \times 400$ .
- S:  $6 \times 400$  is 24 hundreds or 2,400.

Display  $4 \times 500$  on the board.

T: Use a simplifying strategy to solve  $4 \times 500$ .

Allow one minute to work. Have students share their decomposition and simplifying strategies.

- S:  $4 \times 5$  hundreds.  $\rightarrow (4 \times 5) \times 100. \rightarrow 20 \times 100. \rightarrow (2 \times 10) \times 100. \rightarrow 2 \times 10 \times 100. \rightarrow 2 \times 1,000.$
- T: Using the expression of your choice, solve for  $4 \times 500$ .
- S:  $4 \times 500$  is 2 thousands or 20 hundreds or 2,000.

### Problem Set (10 minutes)

Students should do their personal best to complete the Problem Set within the allotted 10 minutes. For some classes, it may be appropriate to modify the assignment by specifying which problems they work on first. Some problems do not specify a method for solving. Students should solve these problems using the RDW approach used for Application Problems.

### Student Debrief (10 minutes)

**Objective:** Interpret and represent patterns when multiplying by 10, 100, and 1,000 both in arrays and numerically.

The Student Debrief is intended to invite reflection and active processing of the total lesson experience.

Invite students to review their solutions for the Problem Set. They should check work by comparing answers with a partner before going over answers as a class. Look for misconceptions or misunderstandings that can be addressed in the Debrief. Guide students in a conversation to debrief the Problem Set and process the lesson.

**NOTES ON MULTIPLE MEANS OF ENGAGEMENT:**

Invite students to compose a chart listing all basic facts whose products are multiples of 10 (such as  $4 \times 5$ ). Encourage students to search for patterns and relationships as they decompose these facts.

For example:  
 $4 \times 500 = (2 \times 10) \times 100$   
 $6 \times 500 = (3 \times 10) \times 100$   
 $8 \times 500 = (4 \times 10) \times 100$

Lesson 4 Problem Set 4•3

Name Jack Date \_\_\_\_\_

Example:  
 $5 \times 10 = 50$   
 $5 \text{ ones} \times 10 = 5 \text{ tens}$

thousands	hundreds	tens	ones
		$\times 10$ 	

Draw place value disks and arrows as shown to represent each product.

1.  $5 \times 100 = 500$   
 $5 \times 10 \times 10 = 500$   
 $5 \text{ ones} \times 100 = 5 \text{ hundreds}$

thousands	hundreds	tens	ones
	$\times 10$ 	$\times 10$ 	

2.  $5 \times 1,000 = 5,000$   
 $5 \times 10 \times 10 \times 10 = 5,000$   
 $5 \text{ ones} \times 1,000 = 5 \text{ thousands}$

thousands	hundreds	tens	ones
$\times 10$ 	$\times 10$ 	$\times 10$ 	

3. Complete the following equations.

a. $6 \times 10 = 60$	b. $100 \times 6 = 600$	c. $6,000 = 6 \times 1,000$
d. $10 \times 4 = 40$	e. $4 \times 100 = 400$	f. $1,000 \times 4 = 4,000$
g. $1,000 \times 9 = 9,000$	h. $90 = 10 \times 9$	i. $900 = 9 \times 100$

COMMON CORE Lesson 4: Interpret and represent patterns when multiplying by 10, 100, and 1,000 both in arrays and numerically. 6/19/13 engage<sup>ny</sup> 3.8.6

Any combination of the questions below may be used to lead the discussion.

- What is the difference between saying *10 more* and *10 times as many*?
- What is another expression that has the same value as  $10 \times 800$  and  $1,000 \times 8$ ?
- Think about the problems we solved during the lesson and the problems you solved in the Problem Set. When does the number of zeros in the factors not equal the number of zeros in the product?
- For Problem 4,  $12 \times 10 = 120$ , discuss with your partner whether or not this equation is true:  $12 \times 10 = 3 \times 40$ . (Problem 7 features  $3 \times 40$ .)
- How did the Application Problem connect to today's lesson?

**Exit Ticket (3 minutes)**

After the Student Debrief, instruct students to complete the Exit Ticket. A review of their work will help with assessing students' understanding of the concepts that were presented in today's lesson and planning more effectively for future lessons. The questions may be read aloud to the students.

Lesson 4 Problem Set 4•3

Draw place value disks and arrows to represent each product.

4.  $12 \times 10 = 120$

(1 ten 2 ones)  $\times 10 = 12$  tens

thousands	hundreds	tens	ones
		2	2

5.  $18 \times 100 = 1,800$

$18 \times 10 \times 10 = 1,800$

(1 ten 8 ones)  $\times 100 = 18$  hundreds

thousands	hundreds	tens	ones
	1	8	

6.  $25 \times 1,000 = 25,000$

$25 \times 10 \times 10 \times 10 = 25,000$

(2 tens 5 ones)  $\times 1,000 = 25$  thousands

ten thousands	thousands	hundreds	tens	ones
	2	5		

Decompose each multiple of 10, 100, or 1000 before multiplying.

7.  $3 \times 40 = 3 \times 4 \times 10$

$= 12 \times 10$

$= 120$

8.  $3 \times 200 = 3 \times 2 \times 100$

$= 6 \times 100$

$= 600$

9.  $4 \times 4,000 = 4 \times 4 \times 1,000$

$= 16 \times 1,000$

$= 16,000$

10.  $5 \times 4,000 = 5 \times 4 \times 1,000$

$= 20 \times 1,000$

$= 20,000$

COMMON CORE | Lesson 4: Interpret and represent patterns when multiplying by 10, 100, and 1,000 both in arrays and numerically. | engage<sup>ny</sup> | 3.B.7  
© 2015 Great Minds. All rights reserved. | 6/16/13

Name \_\_\_\_\_

Date \_\_\_\_\_

Example:

$5 \times 10 = \underline{50}$

$5 \text{ ones} \times 10 = \underline{5} \text{ tens}$

thousands	hundreds	tens	ones

Draw place value disks and arrows as shown to represent each product.

1.  $5 \times 100 = \underline{\hspace{2cm}}$

$5 \times 10 \times 10 = \underline{\hspace{2cm}}$

$5 \text{ ones} \times 100 = \underline{\hspace{2cm}}$

thousands	hundreds	tens	ones

2.  $5 \times 1,000 = \underline{\hspace{2cm}}$

$5 \times 10 \times 10 \times 10 = \underline{\hspace{2cm}}$

$5 \text{ ones} \times 1,000 = \underline{\hspace{2cm}}$

thousands	hundreds	tens	ones

3. Fill in the blanks in the following equations.

a.  $6 \times 10 = \underline{\hspace{2cm}}$

b.  $\underline{\hspace{2cm}} \times 6 = 600$

c.  $6,000 = \underline{\hspace{2cm}} \times 1,000$

d.  $10 \times 4 = \underline{\hspace{2cm}}$

e.  $4 \times \underline{\hspace{2cm}} = 400$

f.  $\underline{\hspace{2cm}} \times 4 = 4,000$

g.  $1,000 \times 9 = \underline{\hspace{2cm}}$

h.  $\underline{\hspace{2cm}} = 10 \times 9$

i.  $900 = \underline{\hspace{2cm}} \times 100$

Draw place value disks and arrows to represent each product.

4.  $12 \times 10 =$  \_\_\_\_\_

(1 ten 2 ones)  $\times 10 =$  \_\_\_\_\_

thousands	hundreds	tens	ones

5.  $18 \times 100 =$  \_\_\_\_\_

$18 \times 10 \times 10 =$  \_\_\_\_\_

(1 ten 8 ones)  $\times 100 =$  \_\_\_\_\_

thousands	hundreds	tens	ones

6.  $25 \times 1,000 =$  \_\_\_\_\_

$25 \times 10 \times 10 \times 10 =$  \_\_\_\_\_

(2 tens 5 ones)  $\times 1,000 =$   
\_\_\_\_\_

ten thousands	thousands	hundreds	tens	ones

Decompose each multiple of 10, 100, or 1,000 before multiplying.

7.  $3 \times 40 = 3 \times 4 \times$  \_\_\_\_\_

$= 12 \times$  \_\_\_\_\_

$=$  \_\_\_\_\_

8.  $3 \times 200 = 3 \times$  \_\_\_\_\_  $\times$  \_\_\_\_\_

$=$  \_\_\_\_\_  $\times$  \_\_\_\_\_

$=$  \_\_\_\_\_

9.  $4 \times 4,000 =$  \_\_\_\_\_  $\times$  \_\_\_\_\_  $\times$  \_\_\_\_\_

$=$  \_\_\_\_\_  $\times$  \_\_\_\_\_

$=$  \_\_\_\_\_

10.  $5 \times 4,000 =$  \_\_\_\_\_  $\times$  \_\_\_\_\_  $\times$  \_\_\_\_\_

$=$  \_\_\_\_\_  $\times$  \_\_\_\_\_

$=$  \_\_\_\_\_



Name \_\_\_\_\_

Date \_\_\_\_\_

Fill in the blanks in the following equations.

a.  $5 \times 10 = \underline{\hspace{2cm}}$

b.  $\underline{\hspace{2cm}} \times 5 = 500$

c.  $5,000 = \underline{\hspace{2cm}} \times 1000$

d.  $10 \times 2 = \underline{\hspace{2cm}}$

e.  $\underline{\hspace{2cm}} \times 20 = 2,000$

f.  $2,000 = 10 \times \underline{\hspace{2cm}}$

g.  $100 \times 18 = \underline{\hspace{2cm}}$

h.  $\underline{\hspace{2cm}} = 10 \times 32$

i.  $4,800 = \underline{\hspace{2cm}} \times 100$

j.  $60 \times 4 = \underline{\hspace{2cm}}$

k.  $5 \times 600 = \underline{\hspace{2cm}}$

l.  $8,000 \times 5 = \underline{\hspace{2cm}}$

Name \_\_\_\_\_

Date \_\_\_\_\_

Example:

$5 \times 10 = \underline{50}$   
 $5 \text{ ones} \times 10 = \underline{5} \text{ tens}$

thousands	hundreds	tens	ones

Draw place value disks and arrows as shown to represent each product.

1.  $7 \times 100 = \underline{\hspace{2cm}}$

$7 \times 10 \times 10 = \underline{\hspace{2cm}}$

$7 \text{ ones} \times 100 = \underline{\hspace{2cm}}$

thousands	hundreds	tens	ones

2.  $7 \times 1,000 = \underline{\hspace{2cm}}$

$7 \times 10 \times 10 \times 10 = \underline{\hspace{2cm}}$

$7 \text{ ones} \times 1,000 = \underline{\hspace{2cm}}$

\_\_\_\_\_

thousands	hundreds	tens	ones

3. Fill in the blanks in the following equations.

a.  $8 \times 10 = \underline{\hspace{2cm}}$

b.  $\underline{\hspace{2cm}} \times 8 = 800$

c.  $8,000 = \underline{\hspace{2cm}} \times 1,000$

d.  $10 \times 3 = \underline{\hspace{2cm}}$

e.  $3 \times \underline{\hspace{2cm}} = 3,000$

f.  $\underline{\hspace{2cm}} \times 3 = 300$

g.  $1,000 \times 4 = \underline{\hspace{2cm}}$

h.  $\underline{\hspace{2cm}} = 10 \times 4$

i.  $400 = \underline{\hspace{2cm}} \times 100$

Draw place value disks and arrows to represent each product.

4.  $15 \times 10 =$  \_\_\_\_\_

(1 ten 5 ones)  $\times 10 =$  \_\_\_\_\_

thousands	hundreds	tens	ones

5.  $17 \times 100 =$  \_\_\_\_\_

$17 \times 10 \times 10 =$  \_\_\_\_\_

(1 ten 7 ones)  $\times 100 =$  \_\_\_\_\_

thousands	hundreds	tens	ones

6.  $36 \times 1,000 =$  \_\_\_\_\_

$36 \times 10 \times 10 \times 10 =$  \_\_\_\_\_

(3 tens 6 ones)  $\times 1,000 =$  \_\_\_\_\_

ten thousands	thousands	hundreds	tens	ones

Decompose each multiple of 10, 100, or 1000 before multiplying.

7.  $2 \times 80 = 2 \times 8 \times$  \_\_\_\_\_

$= 16 \times$  \_\_\_\_\_

$=$  \_\_\_\_\_

8.  $2 \times 400 = 2 \times$  \_\_\_\_\_  $\times$  \_\_\_\_\_

$=$  \_\_\_\_\_  $\times$  \_\_\_\_\_

$=$  \_\_\_\_\_

9.  $5 \times 5,000 =$  \_\_\_\_\_  $\times$  \_\_\_\_\_  $\times$  \_\_\_\_\_

$=$  \_\_\_\_\_  $\times$  \_\_\_\_\_

$=$  \_\_\_\_\_

10.  $7 \times 6,000 =$  \_\_\_\_\_  $\times$  \_\_\_\_\_  $\times$  \_\_\_\_\_

$=$  \_\_\_\_\_  $\times$  \_\_\_\_\_

$=$  \_\_\_\_\_

thousands	hundreds	tens	ones

thousands place value chart