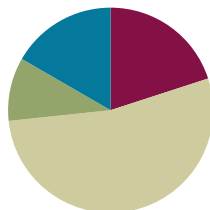


## Lesson 35

**Objective:** Multiply two-digit multiples of 10 by two-digit numbers using the area model.

### Suggested Lesson Structure

■ Fluency Practice	(12 minutes)
■ Application Problem	(6 minutes)
■ Concept Development	(32 minutes)
■ Student Debrief	(10 minutes)
<b>Total Time</b>	<b>(60 minutes)</b>



### Fluency Practice (12 minutes)

- Draw and Label Unit Fractions **3.G.2** (4 minutes)
- Divide Three Different Ways **4.NBT.6** (4 minutes)
- Multiply by Multiples of 10 **4.NBT.1** (4 minutes)

### Draw and Label Unit Fractions (4 minutes)

Materials: (S) Personal white board

Notes: This fluency activity reviews Grade 3 geometry and fraction concepts in anticipation of Modules 4 and 5. Accept reasonable drawings. Using rulers and protractors is not necessary to review the concept and takes too long.

T: On your personal white boards, write the name for any four-sided figure.

S: (Write *quadrilateral*.)

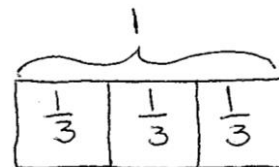
T: Draw a quadrilateral that has 4 right angles but not 4 equal sides.

S: (Draw a rectangle that is not a square.)

T: Partition the rectangle into 3 equal parts.

S: (Partition.)

T: Label the whole rectangle as 1. Write the unit fraction in each part.



Continue partitioning and labeling with the following possible sequence: a square as 4 fourths, a rhombus as 2 halves, a square as 5 fifths, and a rectangle as 6 sixths.

### Divide Three Different Ways (4 minutes)

Materials: (S) Personal white board

Note: This fluency activity reviews content from Lessons 32 and 33.

- T: (Write  $348 \div 6$ .) Find the quotient using place value disks.
- S: (Solve.)
- T: Find the quotient using the area model.
- S: (Solve.)
- T: Find the quotient using the standard algorithm.
- S: (Solve.)

Continue for  $2,816 \div 8$ .

### Multiply by Multiples of 10 (4 minutes)

Materials: (S) Personal white board

Note: This fluency activity reviews Lesson 34’s content.

- T: (Write  $40 \times 22 = 22 \times 10 \times \underline{\hspace{1cm}}$ .) On your personal white boards, fill in the unknown factor to create a multiplication sentence.
- S: (Write  $40 \times 22 = 22 \times 10 \times 4$ .)
- T: What’s  $22 \times 10$ ?
- S:  $22 \times 10 = 220$ .
- T: (Write  $220 \times 4 = \underline{\hspace{1cm}}$ .) On your boards, write the answer.
- S: (Write  $220 \times 4 = 880$ .)

$$40 \times 22 = 22 \times 10 \times 4$$

$$40 \times 22 = 220 \times 4$$

$$40 \times 22 = 880$$

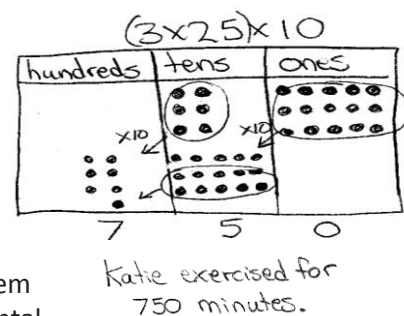
Continue with the following possible sequence:  $30 \times 21$ ,  $30 \times 43$ , and  $50 \times 39$ .

### Application Problem (6 minutes)

Materials: (S) Thousands place value chart (Lesson 4 Template)

For 30 days out of one month, Katie exercised for 25 minutes a day. What is the total number of minutes that Katie exercised? Solve using a place value chart.

Note: This Application Problem builds on the content of Lesson 34 by using a place value chart to represent and then multiply a multiple of 10 by a two-digit number. Although some students may easily solve this problem using mental math, encourage them to see that the model verifies their mental math skills. Students can use their mental math and place value chart solution to verify their answer in Problem 1 of the Concept Development.

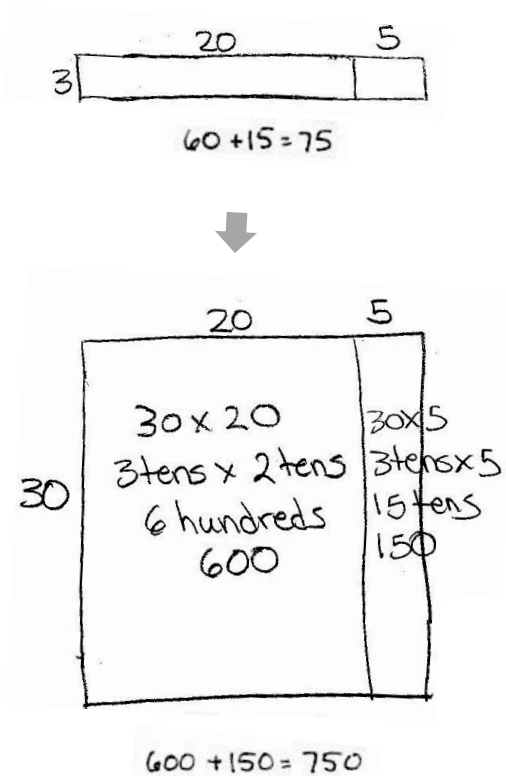


**Concept Development (32 minutes)**

Materials: (S) Personal white board

**Problem 1: Find the product of 30 and 25 using an area model to solve.**

- T: Aside from the place value chart, what is another way that we have represented multiplication?
- S: Arrays. → Equal groups. → The area model.
- T: Let's use an area model to show  $30 \times 25$ . Since  $30 \times 25 = 10 \times (3 \times 25)$ , let's represent  $3 \times 25$  first since we already know how to draw area models for one-digit by two-digit multiplication. (Draw an area model to represent  $3 \times 25$ .) We've decomposed  $3 \times 25$  into what two products? Give me an expression for each in unit form.
- S:  $3 \times 2$  tens and  $3 \times 5$  ones.
- T:  $3 \times 2$  tens is?
- S: 6 tens.
- T: And,  $3 \times 5$  ones?
- S: 15 ones.
- T: So,  $3 \times 25$  is?
- S: 75.
- T: What unit does this 3 have right now?
- S: Ones.
- T: Let's change that unit. Let's make it tens. (Draw the new area model.) What new multiplication problem is represented?
- S:  $30 \times 25$ .
- T: Let's find the total area by finding partial products again. (Point to the 30 by 5 rectangle.) In unit form, give me a multiplication sentence to find the area of this portion.
- S:  $3 \text{ tens} \times 5 = 15 \text{ tens}$ .
- T: Do we need to put a unit on the 5?
- S: It would be ones. → We don't always have to say the unit when it's just ones.
- T: (Record as shown. Then, point to the 30 by 20 rectangle.) In unit form, give me a multiplication sentence to find the area of this rectangle.
- S:  $3 \text{ tens} \times 2 \text{ tens} = 6 \text{ hundreds}$ .



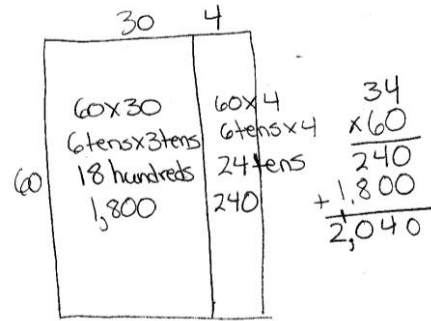
**NOTES ON MULTIPLE MEANS OF REPRESENTATION:**

Help students understand that multiplying tens, unlike adding, results in a larger unit. Here, 3 tens times 2 tens is 6 hundreds, not 6 tens. To clarify, refer back to the magnifying arrows on the place value chart, the number form, or place value blocks (cubes, longs, and flats).

- T: I noticed this time you gave me the units of both factors. Why?
- S: They were both tens. → This way, I can just think of  $3 \times 2$ , and all I have to do is figure out what the new unit will be. → Tens times tens gives me hundreds.
- T: Find the product for  $30 \times 25$ , and discuss with your partner how the two products,  $(3 \times 25)$  and  $(30 \times 25)$ , are related.
- S: One was 75 and the other was 750. That's 10 times as much. → The first was 6 tens plus 15 ones. The other was 6 hundreds plus 15 tens. → For the first one, we did  $3 \times 5$  and  $3 \times 20$ . On the second, we just multiplied the 3 by 10 and got  $30 \times 5$  and  $30 \times 20$ . That's  $150 + 600$ , or 750. → The only difference was the unit on the 3. 3 ones were changed to 3 tens.

**Problem 2: Find the product of 60 and 34 using an area model. Record the partial products to solve.**

- T: Draw an area model to represent  $60 \times 34$ , and then write the expressions that solve for the area of each rectangle.
- S: (Draw area model and write expressions.)
- T: Write  $60 \times 34$  vertically next to the area model, and then record the partial products beginning with the area of the smaller rectangle.
- S: (Record partial products as 240 and 1,800.)
- T: What does the partial product of 240 represent?
- S: The area of the small rectangle. → 6 tens times 4.
- T: What does the partial product of 1,800 represent?
- S: The area of the larger part. → 6 tens times 3 tens.
- T: How do we find the product for  $60 \times 34$ ?
- S: We need to add the partial products.  
 $240 + 1,800 = 2,040$ . →  $60 \times 34 = 2,040$ .



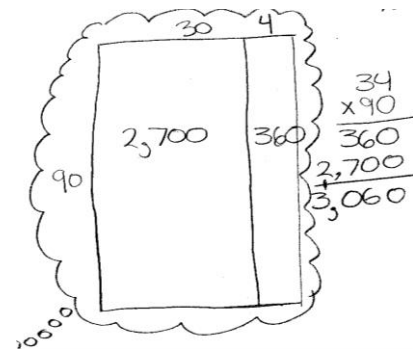
**NOTES ON MULTIPLE MEANS OF ACTION AND EXPRESSION:**

Some learners may benefit from graph paper or lines outlining the place values to assist their accurate recording of the partial products.

**Problem 3: Find the product of 90 and 34 without using an area model. Record the partial products to solve.**

MP.8

- T: Write  $90 \times 34$  vertically. If we were to create an area model to solve  $90 \times 34$ , what would it look like?
- S: It would be 90 units by 34 units. The 34 would be split into two parts: 30 and 4.
- T: Imagine the area model, and use it to record the two partial products using the vertical written method. Then, use unit language to explain to your partner how you solved the problem.



Circulate and listen for phrases such as 9 tens times 4 and 9 tens  $\times$  3 tens. Ensure students are accurately lining up digits in the appropriate place value columns.

Repeat with  $30 \times 34$ .

### Problem Set (10 minutes)

Students should do their personal best to complete the Problem Set within the allotted 10 minutes. For some classes, it may be appropriate to modify the assignment by specifying which problems they work on first. Some problems do not specify a method for solving. Students should solve these problems using the RDW approach used for Application Problems.

### Student Debrief (10 minutes)

**Lesson Objective:** Multiply two-digit multiples of 10 by two-digit numbers using the area model.

The Student Debrief is intended to invite reflection and active processing of the total lesson experience.

Invite students to review their solutions for the Problem Set. They should check work by comparing answers with a partner before going over answers as a class. Look for misconceptions or misunderstandings that can be addressed in the Debrief. Guide students in a conversation to debrief the Problem Set and process the lesson.

Any combination of the questions below may be used to lead the discussion.

- How is Problem 1 of the Problem Set less complex than the others?
- How do Problems 3–7 lend themselves to the use of the area model?
- Can you explain why Problems 6 and 7 have the same product?
- What can you say about area models for Problems 8 and 9?
- When we record partial products, do we have to start with the one with the smallest place value? Will we get a different result if we start with the tens?
- When we multiply by a multiple of 10, why is there always a 0 in the ones place?
- What significant math vocabulary did we use today to communicate precisely?
- How did the Application Problem connect to today’s lesson?

Lesson 35 Problem Set 4•3

Name Jack Date \_\_\_\_\_

Use an area model to represent the following expressions. Then record the partial products and solve.

1.  $20 \times 22$

20	2
$20 \times 20$ 2 tens $\times$ 2 tens 4 hundreds 400	$20 \times 2$ 2 tens $\times$ 2 4 tens 40

22
$\times 20$
40
$+ 400$
440

2.  $50 \times 41$

40	1
$50 \times 40$ 5 tens $\times$ 4 tens 20 hundreds 2,000	$50 \times 1$ 5 tens 50

41
$\times 50$
50
$+ 2000$
2050

3.  $60 \times 73$

70	3
$60 \times 70$ 6 tens $\times$ 7 tens 42 hundreds 4,200	$60 \times 3$ 6 tens $\times$ 3 18 tens 180

73
$\times 60$
180
$+ 4200$
4380

COMMON CORE Lesson 35: Multiply two-digit multiples of 10 by two-digit numbers using the area model. 8/22/13 engage ny 3.H.22

Lesson 35 Problem Set 4•3

Draw an area model to represent the following expressions. Then record the partial products vertically and solve.

4.  $80 \times 32$

30	2
$80 \times 30$ 8 tens $\times$ 3 tens 24 hundreds 2,400	$80 \times 2$ 8 tens $\times$ 2 16 tens 160

32
$\times 80$
160
$+ 2400$
2560

5.  $70 \times 54$

50	4
$70 \times 50$ 7 tens $\times$ 5 tens 35 hundreds 3,500	$70 \times 4$ 7 tens $\times$ 4 28 tens 280

54
$\times 70$
280
$+ 3500$
3780

Visualize the area model and solve the following expressions numerically.

6.  $30 \times 68$

68
$\times 30$
240
$+ 1800$
2040

7.  $60 \times 34$

34
$\times 60$
240
$+ 1800$
2040

8.  $40 \times 55$

55
$\times 40$
200
$+ 2000$
2200

9.  $80 \times 55$

55
$\times 80$
400
$+ 4000$
4400

COMMON CORE Lesson 35: Multiply two-digit multiples of 10 by two-digit numbers using the area model. 8/22/13 engage ny 3.H.22

**Exit Ticket (3 minutes)**


After the Student Debrief, instruct students to complete the Exit Ticket. A review of their work will help with assessing students' understanding of the concepts that were presented in today's lesson and planning more effectively for future lessons. The questions may be read aloud to the students.

Name \_\_\_\_\_

Date \_\_\_\_\_


Use an area model to represent the following expressions. Then, record the partial products and solve.

1.  $20 \times 22$




$$\begin{array}{r} 22 \\ \times 20 \\ \hline \\ + \\ \hline \end{array}$$

2.  $50 \times 41$



$$\begin{array}{r} 41 \\ \times 50 \\ \hline \\ + \\ \hline \end{array}$$

3.  $60 \times 73$



$$\begin{array}{r} 73 \\ \times 60 \\ \hline \\ + \\ \hline \end{array}$$

Draw an area model to represent the following expressions. Then, record the partial products vertically and solve.

4.  $80 \times 32$

5.  $70 \times 54$

Visualize the area model, and solve the following expressions numerically.

6.  $30 \times 68$

7.  $60 \times 34$

8.  $40 \times 55$

9.  $80 \times 55$




Name \_\_\_\_\_

Date \_\_\_\_\_


Use an area model to represent the following expressions. Then, record the partial products and solve.

1.  $30 \times 93$



$$\begin{array}{r}
 93 \\
 \times 30 \\
 \hline
 \\
 + \\
 \hline
 \end{array}$$

2.  $40 \times 76$




$$\begin{array}{r}
 76 \\
 \times 40 \\
 \hline
 \\
 + \\
 \hline
 \end{array}$$

Name \_\_\_\_\_ Date \_\_\_\_\_


Use an area model to represent the following expressions. Then, record the partial products and solve.

1.  $30 \times 17$




$$\begin{array}{r} 17 \\ \times 30 \\ \hline \\ + \\ \hline \end{array}$$

2.  $40 \times 58$



$$\begin{array}{r} 58 \\ \times 40 \\ \hline \\ + \\ \hline \end{array}$$

3.  $50 \times 38$



$$\begin{array}{r} 38 \\ \times 50 \\ \hline \\ + \\ \hline \end{array}$$

Draw an area model to represent the following expressions. Then, record the partial products vertically and solve.

4.  $60 \times 19$

5.  $20 \times 44$

Visualize the area model, and solve the following expressions numerically.

6.  $20 \times 88$

7.  $30 \times 88$

8.  $70 \times 47$

9.  $80 \times 65$